

4592 m.


# PORTIMAO MOTO3™ OFFICIAL TEST

## Day 1 Session 3

### Classification

# Moto3™

10

	Rider	Nation	Team	Motorcycle	Time	Lap Total	Gap	Top Speed
1	24 <b>Tatsuki SUZUKI</b>	JPN	Leopard Racing	HONDA	<b>1'48.575</b>	21 21		<b>233.2</b>
2	28 <b>Izan GUEVARA</b>	SPA	GasGas Aspar Team	GASGAS	<b>1'48.706</b>	24 25	0.131 0.131	<b>233.7</b>
3	44 <b>David MUÑOZ</b>	SPA	BOE SKX	KTM	<b>1'48.858</b>	15 16	0.283 0.152	<b>232.2</b>
4	53 <b>Deniz ÖNCÜ</b>	TUR	Red Bull KTM Tech 3	KTM	<b>1'48.911</b>	18 19	0.336 0.053	<b>226.8</b>
5	10 <b>Diogo MOREIRA</b>	BRA	MT Helmets - MSI	KTM	<b>1'48.928</b>	24 25	0.353 0.017	<b>235.2</b>
6	31 <b>Adrian FERNANDEZ</b>	SPA	Red Bull KTM Tech 3	KTM	<b>1'49.187</b>	23 24	0.612 0.259	<b>231.2</b>
7	11 <b>Sergio GARCIA</b>	SPA	GasGas Aspar Team	GASGAS	<b>1'49.187</b>	24 25	0.612	<b>226.4</b>
8	99 <b>Carlos TATAY</b>	SPA	CFMoto Racing PruestelGP	CFMOTO	<b>1'49.210</b>	22 22	0.635 0.023	<b>232.7</b>
9	48 <b>Ivan ORTOLÁ</b>	SPA	Team MTA	KTM	<b>1'49.224</b>	22 25	0.649 0.014	<b>234.7</b>
10	71 <b>Ayumu SASAKI</b>	JPN	Sterilgarda Husqvarna Max	HUSQVARNA	<b>1'49.280</b>	22 22	0.705 0.056	<b>239.4</b>
11	5 <b>Jaume MASIA</b>	SPA	Red Bull KTM Ajo	KTM	<b>1'49.291</b>	20 26	0.716 0.011	<b>234.7</b>
12	67 <b>Alberto SURRA</b>	ITA	Rivacold Snipers Team	HONDA	<b>1'49.360</b>	19 22	0.785 0.069	<b>233.7</b>
13	19 <b>Scott OGDEN</b>	GBR	VisionTrack Racing Team	HONDA	<b>1'49.423</b>	24 26	0.848 0.063	<b>228.3</b>
14	27 <b>Kaito TOBA</b>	JPN	CIP Green Power	KTM	<b>1'49.429</b>	21 23	0.854 0.006	<b>228.3</b>
15	96 <b>Daniel HOLGADO</b>	SPA	Red Bull KTM Ajo	KTM	<b>1'49.501</b>	15 15	0.926 0.072	<b>233.2</b>
16	16 <b>Andrea MIGNO</b>	ITA	Rivacold Snipers Team	HONDA	<b>1'49.515</b>	18 21	0.940 0.014	<b>226.4</b>
17	6 <b>Ryusei YAMANAKA</b>	JPN	MT Helmets - MSI	KTM	<b>1'49.678</b>	20 21	1.103 0.163	<b>233.7</b>
18	17 <b>John MCPHEE</b>	GBR	Sterilgarda Husqvarna Max	HUSQVARNA	<b>1'49.683</b>	19 21	1.108 0.005	<b>230.7</b>
19	54 <b>Riccardo ROSSI</b>	ITA	SIC58 Squadra Corse	HONDA	<b>1'49.792</b>	21 24	1.217 0.109	<b>229.2</b>
20	66 <b>Joel KELSO</b>	AUS	CIP Green Power	KTM	<b>1'49.962</b>	11 17	1.387 0.170	<b>226.8</b>
21	20 <b>Lorenzo FELLON</b>	FRA	SIC58 Squadra Corse	HONDA	<b>1'50.065</b>	20 23	1.490 0.103	<b>229.2</b>
22	82 <b>Stefano NEPA</b>	ITA	Team MTA	KTM	<b>1'50.274</b>	20 20	1.699 0.209	<b>229.2</b>
23	43 <b>Xavier ARTIGAS</b>	SPA	CFMoto Racing PruestelGP	CFMOTO	<b>1'50.376</b>	21 27	1.801 0.102	<b>230.2</b>
24	23 <b>Elia BARTOLINI</b>	ITA	QJMotor Avintia Racing Team	KTM	<b>1'50.503</b>	15 17	1.928 0.127	<b>226.4</b>
25	64 <b>Mario AJI</b>	INA	Honda Team Asia	HONDA	<b>1'50.642</b>	20 21	2.067 0.139	<b>223.1</b>
26	18 <b>Matteo BERTELLE</b>	ITA	QJMotor Avintia Racing Team	KTM	<b>1'51.134</b>	10 25	2.559 0.492	<b>227.3</b>
27	70 <b>Joshua WHATLEY</b>	GBR	VisionTrack Racing Team	HONDA	<b>1'51.671</b>	21 23	3.096 0.537	<b>228.8</b>
28	22 <b>Ana CARRASCO</b>	SPA	BOE SKX	KTM	<b>1'52.550</b>	15 19	3.975 0.879	<b>224.5</b>

No time set

7 **Dennis FOGGIA** ITA Leopard Racing HONDA

Practice condition: **Dry**  
 Air: **18°**  
 Humidity: **45%**  
 Ground: **21°**

<b>Fastest Lap:</b>	Lap: 21	<b>Tatsuki SUZUKI</b>	<b>1'48.575</b>	152.2 Km/h
<b>Best Race Lap:</b>	2021	<b>Gabriel RODRIGO</b>	<b>1'47.610</b>	153.6 Km/h
<b>All Time Lap Record:</b>	2021	<b>Sergio GARCIA</b>	<b>1'47.274</b>	154.1 Km/h

The results are provisional until the end of the limit for protest and appeals.

Time limit for protest expires 30' after publication of the results - ..... Time: .....

These data/results cannot be reproduced, stored and/or transmitted in whole or in part by any manner of electronic, mechanical, photocopying, recording, broadcasting or otherwise now known or herein after developed without the previous express consent by the copyright owner, except for reproduction in daily press and regular printed publications on sale to the public within 60 days of the event related to those data/results and always provided that copyright symbol appears together as follows below.

© DORNA, 2022

Official MotoGP Timing by **TISSOT**  
 www.motogp.com

**Portimao, Saturday, February 19, 2022**





**PORTIMAO MOTO3™ OFFICIAL TEST**  
**Day 1 Session 3**  
**Combined Free Practice Times**

**11**

	Rider	Nation	Team	MOTORCYCLE	FP1	FP2	FP3	Gap
1	24 T.SUZUKI	JPN	Leopard Racing	HONDA	1'52.211 9	1'49.431 17	<b>1'48.575</b> 21	
2	28 I.GUEVARA	SPA	GasGas Aspar Team	GASGAS	1'52.154 11	1'49.400 19	<b>1'48.706</b> 24	0.131 0.131
3	44 D.MUÑOZ	SPA	BOE SKX	KTM	1'53.209 16	1'49.761 17	<b>1'48.858</b> 15	0.283 0.152
4	53 D.ÖNCÜ	TUR	Red Bull KTM Tech 3	KTM	1'52.840 13	1'49.246 18	<b>1'48.911</b> 18	0.336 0.053
5	10 D.MOREIRA	BRA	MT Helmets - MSI	KTM	1'52.525 10	1'48.989 17	<b>1'48.928</b> 24	0.353 0.017
6	31 A.FERNANDEZ	SPA	Red Bull KTM Tech 3	KTM	1'52.947 12	1'49.809 20	<b>1'49.187</b> 23	0.612 0.259
7	11 S.GARCIA	SPA	GasGas Aspar Team	GASGAS	1'52.132 18	1'49.921 23	<b>1'49.187</b> 24	0.612
8	99 C.TATAY	SPA	CFMoto Racing PruestelGP	CFMOTO	1'54.214 3	1'50.700 12	<b>1'49.210</b> 22	0.635 0.023
9	48 I.ORTOLÁ	SPA	Team MTA	KTM	1'54.254 16	1'50.351 22	<b>1'49.224</b> 22	0.649 0.014
10	71 A.SASAKI	JPN	Sterilgarda Husqvarna Max	HUSQVARNA		1'50.924 20	<b>1'49.280</b> 22	0.705 0.056
11	5 J.MASIA	SPA	Red Bull KTM Ajo	KTM	1'52.258 7	1'50.598 23	<b>1'49.291</b> 20	0.716 0.011
12	67 A.SURRA	ITA	Rivacold Snipers Team	HONDA	1'52.924 12	1'50.623 23	<b>1'49.360</b> 19	0.785 0.069
13	19 S.OGDEN	GBR	VisionTrack Racing Team	HONDA	1'53.674 10	1'49.629 21	<b>1'49.423</b> 24	0.848 0.063
14	27 K.TOBA	JPN	CIP Green Power	KTM	1'55.728 8	1'49.784 20	<b>1'49.429</b> 21	0.854 0.006
15	96 D.HOLGADO	SPA	Red Bull KTM Ajo	KTM	1'54.012 3	1'50.521 20	<b>1'49.501</b> 15	0.926 0.072
16	16 A.MIGNO	ITA	Rivacold Snipers Team	HONDA	1'53.073 9	1'49.892 17	<b>1'49.515</b> 18	0.940 0.014
17	64 M.AJI	INA	Honda Team Asia	HONDA		<b>1'49.548</b> 23	1'50.642 20	0.973 0.033
18	6 R.YAMANAKA	JPN	MT Helmets - MSI	KTM	1'52.465 5	<b>1'49.587</b> 20	1'49.678 20	1.012 0.039
19	17 J.MCPHEE	GBR	Sterilgarda Husqvarna Max	HUSQVARNA	1'53.596 6	1'53.892 2	<b>1'49.683</b> 19	1.108 0.096
20	54 R.ROSSI	ITA	SIC58 Squadra Corse	HONDA	1'52.220 19	1'50.161 20	<b>1'49.792</b> 21	1.217 0.109
21	66 J.KELSO	AUS	CIP Green Power	KTM	1'52.518 14	1'50.045 19	<b>1'49.962</b> 11	1.387 0.170
22	20 L.FELLON	FRA	SIC58 Squadra Corse	HONDA	1'52.181 14	1'50.168 18	<b>1'50.065</b> 20	1.490 0.103
23	82 S.NEPA	ITA	Team MTA	KTM	1'53.880 10	1'51.210 18	<b>1'50.274</b> 20	1.699 0.209
24	43 X.ARTIGAS	SPA	CFMoto Racing PruestelGP	CFMOTO	1'54.572 5	1'51.038 18	<b>1'50.376</b> 21	1.801 0.102
25	23 E.BARTOLINI	ITA	QJMotor Avintia Racing Team	KTM	1'55.014 8	1'52.477 19	<b>1'50.503</b> 15	1.928 0.127
26	18 M.BERTELLE	ITA	QJMotor Avintia Racing Team	KTM	1'54.309 11	<b>1'50.917</b> 19	1'51.134 10	2.342 0.414
27	70 J.WHATLEY	GBR	VisionTrack Racing Team	HONDA	1'54.387 6	<b>1'51.589</b> 20	1'51.671 21	3.014 0.672
28	22 A.CARRASCO	SPA	BOE SKX	KTM	1'56.474 8	<b>1'52.503</b> 22	1'52.550 15	3.928 0.914
	7 D.FOGGIA	ITA	Leopard Racing	HONDA				

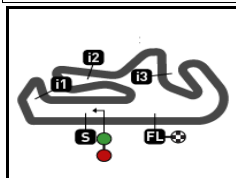
<b>Pole Position Record:</b>	2021	<b>Sergio GARCIA</b>	<b>1'47.274</b>	154.1 Km/h
<b>Best Race Lap:</b>	2021	<b>Gabriel RODRIGO</b>	<b>1'47.610</b>	153.6 Km/h
<b>All Time Lap Record:</b>	2021	<b>Sergio GARCIA</b>	<b>1'47.274</b>	154.1 Km/h

The results are provisional until the end of the limit for protest and appeals.

Time limit for protest expires 60' after publication of the results - ..... Time: .....

These data/results cannot be reproduced, stored and/or transmitted in whole or in part by any manner of electronic, mechanical, photocopying, recording, broadcasting or otherwise now known or herein after developed without the previous express consent by the copyright owner, except for reproduction in daily press and regular printed publications on sale to the public within 60 days of the event related to those data/results and always provided that copyright symbol appears together as follows below.

© DORNA, 2022



4592 m.

**PORTIMAO MOTO3™ OFFICIAL TEST**

**Day 1 Session 3**

**Top Speed & Average**

**12**



Rider	Nation	Motorcycle	Top 5 speeds					Average	Top
71 Ayumu SASAKI	JPN	HUSQVARNA	239.4	227.3	225.4	225.0	224.0	227.5	239.4
10 Diogo MOREIRA	BRA	KTM	235.2	228.3	226.4	225.4	225.4	228.1	235.2
5 Jaume MASIA	SPA	KTM	234.7	233.2	230.7	230.2	228.8	231.5	234.7
48 Ivan ORTOLÁ	SPA	KTM	234.7	230.7	229.7	227.3	225.9	229.7	234.7
6 Ryusei YAMANAKA	JPN	KTM	233.7	229.7	227.3	224.5	224.5	227.9	233.7
28 Izan GUEVARA	SPA	GASGAS	233.7	231.7	230.2	229.7	229.2	230.9	233.7
67 Alberto SURRA	ITA	HONDA	233.7	229.7	228.3	227.8	227.3	229.4	233.7
24 Tatsuki SUZUKI	JPN	HONDA	233.2	231.7	230.2	230.2	229.7	231.0	233.2
96 Daniel HOLGADO	SPA	KTM	233.2	232.7	228.8	224.0	222.6	227.3	233.2
99 Carlos TATAY	SPA	CFMOTO	232.7	222.6	222.6	221.3	220.8	224.0	232.7
44 David MUÑOZ	SPA	KTM	232.2	232.2	229.2	226.4	225.4	229.1	232.2
31 Adrian FERNANDEZ	SPA	KTM	231.2	228.8	228.3	227.8	225.4	227.8	231.2
17 John MCPHEE	GBR	HUSQVARNA	230.7	230.7	229.7	223.1	222.6	227.4	230.7
43 Xavier ARTIGAS	SPA	CFMOTO	230.2	225.4	225.0	224.0	223.1	225.1	230.2
20 Lorenzo FELLON	FRA	HONDA	229.2	225.4	225.0	225.0	225.0	225.9	229.2
54 Riccardo ROSSI	ITA	HONDA	229.2	227.3	226.8	225.9	224.5	226.7	229.2
82 Stefano NEPA	ITA	KTM	229.2	227.3	226.8	225.9	223.6	226.1	229.2
70 Joshua WHATLEY	GBR	HONDA	228.8	225.0	225.0	224.5	224.0	225.5	228.8
19 Scott OGDEN	GBR	HONDA	228.3	226.8	225.4	224.5	224.5	225.9	228.3
27 Kaito TOBA	JPN	KTM	228.3	225.0	223.1	222.6	222.2	224.2	228.3
18 Matteo BERTELLE	ITA	KTM	227.3	226.8	225.9	224.0	223.1	225.4	227.3
53 Deniz ÖNCÜ	TUR	KTM	226.8	225.0	223.6	222.6	221.7	223.9	226.8
66 Joel KELSO	AUS	KTM	226.8	221.7	220.8	219.5	218.6	221.5	226.8
11 Sergio GARCIA	SPA	GASGAS	226.4	226.4	225.9	223.1	223.1	225.0	226.4
16 Andrea MIGNO	ITA	HONDA	226.4	225.9	225.9	225.9	225.0	225.8	226.4
23 Elia BARTOLINI	ITA	KTM	226.4	225.0	224.5	222.6	222.2	223.8	226.4
22 Ana CARRASCO	SPA	KTM	224.5	219.0	218.6	218.1	218.1	219.4	224.5
64 Mario AJI	INA	HONDA	223.1	220.8	220.4	219.0	216.8	220.0	223.1

These data/results cannot be reproduced, stored and/or transmitted in whole or in part by any manner of electronic, mechanical, photocopying, recording, broadcasting or otherwise now known or herein after developed without the previous express consent by the copyright owner, except for reproduction in daily press and regular printed publications on sale to the public within 60 days of the event related to those data/results and always provided that copyright symbol appears together as follows below.

© DORNA, 2022

Official MotoGP Timing by TISSOT  
www.motogp.com



Portimao, Saturday, February 19, 2022



PORTIMAO MOTO3™ OFFICIAL TEST

Day 1 Session 3

Chronological Analysis of Performances

13

\* Lap / Sector time cancelled      **T1** Time from finish line to 1st intermediate      **T3** Time from 2nd intermed. to 3rd intermed.  
**P** Crossing the finish line in pit lane      **T2** Time from 1st intermed. to 2nd intermed.      **T4** Time from 3rd intermediate to finish line

Lap	Lap Time	T1	T2	T3	T4	Speed	Lap	Lap Time	T1	T2	T3	T4	Speed
<b>1st 24</b> Tatsuki SUZUKI Leopard Racing JPN Runs=4 Total laps=21 Full laps=12							21	1'49.400	23.520	34.671	16.259	34.950	229.2
1	4'13.829	25.439	36.393	16.956	36.260		22	1'56.254 P	24.033	35.176	16.651	40.394	227.3
2	1'52.154	24.288	35.146	16.614	36.106	225.4	23	4'35.341	25.350	39.996	16.767	37.756	
3	1'51.398	24.102	35.046	16.562	35.688	225.9	24	1'48.706	23.289	34.350	16.098	34.969	233.7
4	1'51.254	24.023	34.955	16.551	35.725	225.9	25	1'54.183	27.047	35.592	16.415	35.129	229.7
5	1'50.962	23.954	34.842	16.402	35.764	225.0	<b>3rd 44</b> David MUÑOZ BOE SKX SPA Runs=2 Total laps=16 Full laps=11						
6	1'50.373	23.861	34.752	16.350	35.410	227.3	1	11'50.758	22.780	37.594	18.179	37.566	
7	2'06.082 P	25.379	36.332	17.340	47.031	228.3	2	1'50.895	23.981	35.037	16.519	35.358	223.1
8	12'34.464	23.364	36.904	16.628	35.609		3	1'50.821	24.081	34.837	16.414	35.489	225.4
9	1'50.153	23.865	34.672	16.315	35.301	228.3	4	2'00.068 P	24.526	35.586	16.596	43.360	221.7
10	1'49.936	23.654	34.710	16.315	35.257	230.2	5	13'25.519	22.294	36.628	17.042	36.273	
11	2'00.871 P	23.631	34.670	16.635	45.935	231.7	6	1'51.426	24.123	35.002	16.584	35.717	217.3
12	15'36.807	28.288	35.680	16.600	35.527		7	1'50.768	24.028	34.837	16.446	35.457	221.7
13	1'50.818	23.797	34.969	16.482	35.570	226.8	8	1'50.745	24.042	34.812	16.397	35.494	217.7
14	1'51.412	24.017	35.245	16.478	35.672	227.3	9	2'00.630 P	25.007	36.616	17.356	41.651	213.8
15	2'10.398 P	25.210	38.654	17.010	49.524	225.9	10	25'44.476	22.155	37.164	16.998	36.221	
16	8'21.626	26.793	37.398	16.921	35.503		11	2'02.433	23.942	36.208	17.564	44.719	223.1
17	1'49.778	23.691	34.643	16.365	35.079	229.7	12	1'49.104	23.697	34.549	16.228	34.630	226.4
18	1'49.283	23.666	34.463	16.248	34.906	229.2	13	1'49.602	23.624	34.374	16.287	35.317	232.2
19	2'03.447 P	23.724	34.819	18.663	46.241	230.2	14	1'58.612	26.895	35.674	16.681	39.362	222.2
20	4'26.046	21.138	34.809	16.178	34.956		15	1'48.858	23.571	34.532	16.194	34.561	229.2
21	1'48.575	23.524	34.223	16.174	34.654	233.2	16	1'49.226	23.705	34.513	16.146	34.862	232.2
<b>2nd 28</b> Izan GUEVARA GasGas Aspar Team SPA Runs=4 Total laps=25 Full laps=16							<b>4th 53</b> Deniz ÖNCÜ Red Bull KTM Tech 3 TUR Runs=3 Total laps=19 Full laps=12						
1	6'27.102	26.378	35.926	16.883	36.211		1	11'21.939	24.602	35.917	16.784	39.941	
2	1'51.394	23.973	35.303	16.529	35.589	224.0	2	1'51.626	24.116	35.225	16.580	35.705	217.7
3	1'50.846	23.775	34.683	16.443	35.945	228.3	3	1'50.937	24.178	34.777	16.431	35.551	217.3
4	1'56.065	24.523	37.541	18.361	35.640	224.0	4	1'50.869	24.040	34.866	16.486	35.477	217.3
5	1'50.757	23.793	35.171	16.378	35.415	231.7	5	1'50.962	24.098	35.011	16.441	35.412	218.6
6	1'58.901 P	26.882	36.095	16.549	39.375	225.9	6	1'50.578	23.830	35.013	16.588	35.147	220.8
7	9'45.327	23.215	35.997	16.630	35.832		7	1'54.019 P	23.924	34.993	16.837	38.265	220.4
8	1'50.428	23.815	34.808	16.412	35.393	227.3	8	10'54.778	23.268	35.720	16.615	35.468	
9	1'51.103	23.823	35.185	16.473	35.622	227.8	9	1'49.820	23.684	34.634	16.431	35.071	222.6
10	1'50.888	23.858	34.988	16.426	35.616	223.6	10	1'50.034	23.813	34.540	16.445	35.236	218.1
11	1'51.171	23.879	35.385	16.492	35.415	224.0	11	1'51.278	24.201	34.844	16.683	35.550	218.1
12	1'54.215	26.051	35.959	16.440	35.765	230.2	12	1'49.829	23.832	34.579	16.397	35.021	218.6
13	1'57.209 P	23.838	35.959	17.266	40.146	228.8	13	1'55.214 P	24.359	34.986	17.268	38.601	217.7
14	10'04.434	31.669	35.943	18.202	36.409		14	19'43.005	23.765	35.316	16.579	35.182	
15	1'49.543	23.632	34.545	16.211	35.155	225.9	15	1'53.672 P	23.950	35.243	16.693	37.786	221.7
16	1'49.755	23.726	34.612	16.231	35.186	225.4	16	5'43.073	20.915	35.163	16.356	34.670	
17	1'50.754	24.299	34.824	16.303	35.328	227.8	17	1'48.953	23.617	34.305	16.234	34.797	223.6
18	1'56.528 P	23.717	34.648	16.227	41.936	225.4	18	1'48.911	23.502	34.137	16.203	35.069	225.0
19	6'55.756	23.682	35.448	16.754	35.766		19	1'49.585	23.523	34.412	16.527	35.123	226.8
20	1'49.851	23.709	34.771	16.334	35.037	227.3							

**Fastest Lap:** Tatsuki SUZUKI Leopard Racing JPN 1'48.575 23.524 34.223 16.174 34.654

These data/results cannot be reproduced, stored and/or transmitted in whole or in part by any manner of electronic, mechanical, photocopying, recording, broadcasting or otherwise now known or herein after developed without the previous express consent by the copyright owner, except for reproduction in daily press and regular printed publications on sale to the public within 60 days of the event related to those data/results and always provided that copyright symbol appears together as follows below.  
 © DORNA, 2022



# Day 1 Session 3

# Moto3

Lap	Lap Time	T1	T2	T3	T4	Speed	Lap	Lap Time	T1	T2	T3	T4	Speed
<b>5th 10 Diogo MOREIRA</b> MT Helmets - MSI BRA Runs=3 Total laps=25 Full laps=18							<b>7th 11 Sergio GARCIA</b> GasGas Aspar Team SPA Runs=3 Total laps=25 Full laps=18						
1	1'50.278	23.749	35.737	17.312	36.295		1	5'50.803	22.554	36.406	16.777	36.659	
2	<b>1'51.084</b>	23.955	34.989	16.543	35.597	219.5	2	<b>2'02.735</b>	24.392	35.642	20.653	42.048	218.1
3	<b>1'51.035</b>	24.032	34.864	16.421	35.718	219.0	3	<b>1'52.936</b>	24.483	35.402	16.686	36.365	218.6
4	<b>1'53.568</b>	24.315	35.532	16.605	37.116	217.3	4	<b>1'51.735</b>	24.033	35.037	16.515	36.150	220.4
5	<b>1'51.676</b>	24.315	35.133	16.479	35.749	219.5	5	<b>1'51.407</b>	24.094	35.106	16.442	35.765	220.8
6	<b>1'51.760</b>	24.328	35.176	16.575	35.681	219.5	6	<b>1'50.945</b>	23.988	34.843	16.382	35.732	221.3
7	<b>1'51.281</b>	24.149	34.966	16.500	35.666	219.9	7	<b>1'51.065</b>	24.006	34.853	16.369	35.837	219.0
8	<b>1'52.718</b>	24.250	35.660	16.686	36.122	217.7	8	<b>1'56.089</b>	25.755	37.849	16.595	35.890	221.7
9	2'00.946 P	25.818	36.561	17.188	41.379	218.1	9	<b>1'50.901</b>	23.967	34.988	16.449	35.497	222.6
10	12'35.851	20.624	35.588	16.763	39.064		10	<b>1'50.907</b>	23.861	34.872	16.359	35.815	223.1
11	<b>1'50.701</b>	23.878	35.036	16.435	35.352	225.4	11	2'00.141 P	24.909	36.917	17.720	40.595	220.4
12	<b>1'51.362</b>	24.075	35.057	16.546	35.684	225.4	12	10'17.217	21.800	35.514	16.562	35.499	
13	<b>1'51.014</b>	24.149	35.030	16.470	35.365	219.9	13	<b>1'50.300</b>	23.804	34.842	16.198	35.456	222.6
14	1'59.592 P	24.645	36.390	17.021	41.536	225.0	14	<b>1'50.498</b>	23.920	34.724	16.280	35.574	219.9
15	6'32.273	21.882	35.672	16.592	36.289		15	<b>1'50.303</b>	23.882	34.714	16.265	35.442	220.8
16	<b>1'51.192</b>	24.082	35.006	16.414	35.690	218.6	16	<b>1'50.503</b>	24.084	34.741	16.252	35.426	219.0
17	<b>1'52.113</b>	24.797	35.118	16.389	35.809	219.0	17	1'58.132 P	24.119	36.830	17.217	39.966	220.4
18	<b>1'51.467</b>	24.104	35.266	16.371	35.726	219.9	18	14'39.665	22.530	35.690	16.554	35.805	
19	<b>1'52.025</b>	24.368	36.048	16.320	35.289	218.1	19	<b>1'50.530</b>	23.989	34.951	16.280	35.310	221.3
20	<b>1'50.719</b>	23.893	34.800	16.431	35.595	226.4	20	<b>1'50.257</b>	23.812	34.893	16.235	35.317	223.1
21	<b>1'50.693</b>	23.894	34.858	16.343	35.598	222.6	21	1'55.062 P	24.039	35.180	16.456	39.387	225.9
22	1'57.807 P	24.624	35.651	17.213	40.319	220.4	22	5'50.599	21.944	35.238	16.193	35.360	
23	5'14.438	21.049	35.587	17.466	46.465		23	<b>1'49.405</b>	23.737	34.521	16.122	35.025	222.6
24	<b>1'48.928</b>	23.583	34.552	16.141	34.652	228.3	24	<b>1'49.187</b>	23.620	34.379	16.067	35.121	226.4
25	<b>1'49.417</b>	23.689	34.550	16.162	35.016	235.2	25	<b>1'49.434</b>	23.684	34.521	16.139	35.090	226.4
<b>6th 31 Adrian FERNANDEZ</b> Red Bull KTM Tech 3 SPA Runs=3 Total laps=24 Full laps=17							<b>8th 99 Carlos TATAY</b> CFMoto Racing Prues SPA Runs=4 Total laps=22 Full laps=13						
1	6'24.992	23.935	35.895	16.822	36.031		1	5'42.813	22.725	36.930	17.183	37.350	
2	<b>1'52.670</b>	24.487	35.201	17.045	35.937	216.0	2	<b>1'52.798</b>	24.587	35.199	16.792	36.220	215.1
3	<b>1'52.006</b>	24.285	35.327	16.614	35.780	217.3	3	<b>1'52.418</b>	24.192	35.095	16.931	36.200	216.4
4	<b>1'56.348</b>	24.312	36.434	19.250	36.352	228.3	4	<b>1'58.442</b>	27.275	36.955	16.892	37.320	220.4
5	<b>1'51.030</b>	23.853	35.192	16.390	35.595	225.4	5	2'01.093 P	24.176	35.086	16.599	45.232	218.6
6	<b>1'53.891</b>	24.203	36.974	16.789	35.925	225.4	6	4'16.700	24.812	37.793	17.314	37.081	
7	<b>1'56.799</b>	24.469	35.212	20.367	36.751	216.4	7	<b>1'51.534</b>	24.200	35.054	16.546	35.734	217.7
8	1'59.028 P	24.164	35.134	16.662	43.068	220.8	8	<b>1'51.276</b>	24.037	34.875	16.578	35.786	218.1
9	8'19.508	25.026	35.556	16.613	35.577		9	2'02.669 P	24.303	36.964	17.318	44.084	216.4
10	<b>1'50.731</b>	24.102	34.675	16.389	35.565	220.4	10	11'57.176	25.037	38.114	17.958	37.820	
11	<b>1'50.956</b>	24.128	34.721	16.487	35.620	219.5	11	<b>1'51.622</b>	24.101	35.062	16.520	35.939	220.8
12	<b>1'50.688</b>	24.027	34.714	16.429	35.518	220.4	12	<b>1'55.449</b>	24.235	35.928	17.737	37.549	215.1
13	<b>1'50.963</b>	23.791	35.083	16.558	35.531	224.0	13	1'58.317 P	24.041	35.114	16.607	42.555	219.5
14	<b>1'51.062</b>	24.055	34.793	16.517	35.697	220.4	14	16'35.990	21.743	35.867	16.433	35.555	
15	<b>1'50.764</b>	24.007	34.766	16.458	35.533	220.8	15	<b>1'50.205</b>	23.890	34.697	16.304	35.314	219.5
16	2'00.930 P	24.220	39.863	16.707	40.140	221.7	16	<b>1'53.372</b>	23.855	37.505	16.510	35.502	219.0
17	18'27.453	22.983	36.198	16.452	35.598		17	<b>1'49.993</b>	23.721	34.627	16.439	35.206	222.6
18	<b>1'51.045</b>	23.930	34.977	16.425	35.713	223.1	18	<b>1'52.752</b>	24.895	35.840	16.626	35.391	220.4
19	<b>1'51.540</b>	24.026	35.069	17.036	35.409	219.9	19	2'00.801 P	23.999	36.231	17.133	43.438	221.3
20	1'56.156 P	24.395	35.014	16.460	40.287	223.6	20	4'39.589	22.720	37.269	16.620	39.567	
21	4'43.541	21.363	34.838	16.399	34.953		21	<b>1'49.275</b>	23.818	34.455	16.292	34.710	222.6
22	<b>1'49.202</b>	23.615	34.335	16.285	34.967	228.8	22	<b>1'49.210</b>	23.531	34.653	16.336	34.690	232.7
23	<b>1'49.187</b>	23.616	34.242	16.225	35.104	227.8							
24	<b>1'49.764</b>	23.502	34.444	16.232	35.586	231.2							
<b>9th 48 Ivan ORTOLÁ</b> Team MTA SPA Runs=3 Total laps=25 Full laps=18													
1	5'53.118	23.401	37.100	16.900	36.443								

**Fastest Lap:** Tatsuki SUZUKI Leopard Racing JPN **1'48.575** 23.524 34.223 16.174 34.654

These data/results cannot be reproduced, stored and/or transmitted in whole or in part by any manner of electronic, mechanical, photocopying, recording, broadcasting or otherwise now known or herein after developed without the previous express consent by the copyright owner, except for reproduction in daily press and regular printed publications on sale to the public within 60 days of the event related to those data/results and always provided that copyright symbol appears together as follows below.  
© DORNA, 2022



# Day 1 Session 3

# Moto3

Lap	Lap Time	T1	T2	T3	T4	Speed	Lap	Lap Time	T1	T2	T3	T4	Speed
2	<b>1'53.269</b>	24.729	35.583	16.942	36.015	219.9	5	7'52.772	29.234	36.161	16.752	35.641	
3	<b>1'52.601</b>	24.365	35.360	16.797	36.079	219.9	6	<b>1'50.037</b>	23.638	34.806	16.365	35.228	227.8
4	<b>1'54.806</b>	25.599	35.857	16.913	36.437	219.5	7	<b>1'49.744</b>	23.661	34.640	16.330	35.113	228.3
5	<b>1'56.905</b>	24.366	35.509	16.896	40.134	220.4	8	<b>1'49.599</b>	23.557	34.499	16.321	35.222	227.3
6	<b>1'52.303</b>	24.338	35.302	16.743	35.920	223.1	9	<b>1'49.667</b>	23.630	34.505	16.378	35.154	226.4
7	<b>1'52.089</b>	24.329	35.212	16.661	35.887	219.9	10	<b>1'57.813</b>	26.014	38.787	16.751	36.261	228.3
8	2'06.870 P	25.882	37.300	18.148	45.540	221.7	11	<b>1'49.878</b>	23.791	34.568	16.311	35.208	226.8
9	10'01.036	26.622	36.214	16.728	39.924		12	1'59.633 P	24.775	36.515	16.991	41.352	230.7
10	<b>1'51.916</b>	24.238	35.064	16.596	36.018	220.8	13	11'36.433	27.815	36.803	16.851	36.219	
11	<b>1'51.269</b>	24.056	35.041	16.638	35.534	219.5	14	<b>1'50.622</b>	23.751	34.882	16.466	35.523	225.0
12	<b>1'51.098</b>	23.861	35.008	16.580	35.649	225.9	15	<b>1'50.550</b>	23.889	34.658	16.416	35.587	225.0
13	<b>1'54.571</b>	24.202	35.226	18.598	36.545	219.9	16	<b>1'53.027</b>	23.912	34.686	16.485	37.944	225.0
14	<b>1'56.726</b>	24.290	35.397	16.803	40.236	219.0	17	<b>1'50.339</b>	23.791	34.585	16.368	35.595	226.4
15	<b>1'51.359</b>	24.165	35.012	16.515	35.667	220.8	18	1'57.798 P	23.809	35.903	16.790	41.296	227.3
16	2'04.599 P	26.152	37.092	18.190	43.165	219.9	19	9'52.008	24.313	36.069	17.066	36.400	
17	11'15.131	24.359	35.879	16.946	36.402		20	<b>1'49.291</b>	23.621	34.599	<b>16.173</b>	<b>34.898</b>	230.2
18	<b>1'52.502</b>	24.069	35.921	16.621	35.891	220.8	21	<b>1'49.391</b>	<b>23.463</b>	34.405	16.284	35.239	233.2
19	<b>1'51.648</b>	24.229	35.239	16.494	35.686	220.4	22	<b>1'49.740</b>	23.745	<b>34.385</b>	16.329	35.281	226.8
20	2'03.791 P	27.156	37.277	16.737	42.621	221.7	23	<b>1'49.559</b>	23.631	34.421	16.251	35.256	225.9
21	8'22.984	33.226	35.206	16.492	36.451		24	<b>1'56.021</b>	23.819	40.026	16.480	35.696	225.9
22	<b>1'49.224</b>	23.733	<b>34.552</b>	<b>16.240</b>	<b>34.699</b>	229.7	25	<b>1'49.779</b>	23.687	34.647	16.295	35.150	228.8
23	<b>1'53.478</b>	<b>23.546</b>	34.931	19.105	35.896	230.7	26	<b>1'49.803</b>	23.545	34.620	16.289	35.349	<b>234.7</b>
24	<b>1'49.598</b>	23.734	34.587	16.280	34.997	227.3							
25	<b>1'49.692</b>	23.637	34.603	16.324	35.128	<b>234.7</b>							

10th		71	Ayumu SASAKI	Sterilgarda Husqvarna JPN	Runs=4	Total laps=22	Full laps=13
1	6'09.710	21.800	36.453	16.887	36.411		
2	<b>1'53.018</b>	24.337	35.572	17.057	36.052	220.8	
3	<b>1'52.496</b>	24.219	35.456	16.741	36.080	221.7	
4	1'58.217 P	24.500	36.148	17.053	40.516	219.0	
5	7'48.776	20.104	35.411	16.714	35.529		
6	<b>1'51.136</b>	23.912	35.169	16.483	35.572	227.3	
7	<b>1'51.569</b>	23.849	35.086	16.736	35.898	225.4	
8	1'58.558 P	24.086	35.742	16.980	41.750	220.8	
9	10'17.192	20.350	35.623	16.776	35.921		
10	<b>1'51.625</b>	24.105	35.208	16.524	35.788	220.8	
11	<b>1'51.345</b>	24.145	34.985	16.498	35.717	220.4	
12	<b>1'51.190</b>	23.952	35.016	16.445	35.777	223.1	
13	1'58.880 P	24.777	35.860	16.743	41.500	219.9	
14	11'22.642	21.403	36.070	16.542	35.397		
15	<b>1'50.254</b>	23.806	34.835	16.323	35.290	224.0	
16	<b>1'50.675</b>	23.791	35.016	16.573	35.295	223.6	
17	<b>1'50.296</b>	23.690	34.810	16.424	35.372	224.0	
18	<b>1'50.052</b>	23.793	34.785	16.297	35.177	222.6	
19	2'04.585 P	28.279	37.145	16.767	42.394	223.1	
20	7'51.425	22.470	36.015	16.493	42.534		
21	<b>1'49.911</b>	24.051	34.814	16.248	<b>34.798</b>	225.0	
22	<b>1'49.280</b>	<b>23.604</b>	<b>34.567</b>	<b>16.180</b>	34.929	<b>239.4</b>	

11th		5	Jaume MASIA	Red Bull KTM Ajo SPA	Runs=3	Total laps=26	Full laps=19
1	4'47.582	27.059	36.105	16.832	36.131		
2	<b>1'52.171</b>	24.229	35.233	16.678	36.031	223.1	
3	<b>1'52.028</b>	24.154	35.342	16.605	35.927	223.6	
4	2'17.310 P	24.135	35.181	16.746	1'01.248	224.0	

12th		67	Alberto SURRA	Rivacold Snipers Tea ITA	Runs=4	Total laps=22	Full laps=13
1	8'16.982	22.535	36.501	16.890	36.634		
2	<b>1'52.849</b>	24.272	35.378	16.828	36.371	221.7	
3	<b>1'52.609</b>	24.452	35.499	16.608	36.050	227.8	
4	2'04.068 P	24.040	40.387	17.181	42.460	221.3	
5	5'35.020	23.556	35.606	16.630	35.513		
6	<b>1'51.143</b>	23.798	35.026	16.709	35.610	223.6	
7	<b>1'54.619</b>	26.779	35.206	16.695	35.939	219.0	
8	<b>1'51.445</b>	24.127	34.994	16.637	35.687	216.4	
9	2'04.373 P	27.114	36.800	17.126	43.333	219.0	
10	10'28.382	22.869	35.298	16.654	36.344		
11	<b>1'51.296</b>	24.205	35.122	16.417	35.552	217.7	
12	1'57.281 P	24.471	36.696	16.874	39.240	219.0	
13	10'54.268	28.505	46.041	16.730	35.708		
14	<b>1'51.251</b>	24.131	35.295	16.400	35.425	216.8	
15	<b>1'50.956</b>	24.000	35.052	16.414	35.490	217.7	
16	2'03.281 P	24.367	42.071	16.842	40.001	218.1	
17	7'59.968	24.357	37.781	26.522	35.651		
18	<b>1'50.247</b>	23.776	35.011	16.415	35.045	225.0	
19	<b>1'49.360</b>	<b>23.549</b>	<b>34.668</b>	<b>16.255</b>	34.888	227.3	
20	<b>1'54.533</b>	23.592	38.926	16.364	35.651	228.3	
21	<b>1'50.043</b>	23.903	34.868	16.341	34.931	<b>233.7</b>	
22	<b>1'49.435</b>	23.616	34.694	16.299	<b>34.826</b>	229.7	

13th		19	Scott OGDEN	VisionTrack Racing T GBR	Runs=4	Total laps=26	Full laps=17
1	10'12.681	24.777	41.657	18.637	36.171		
2	<b>1'52.329</b>	24.300	35.285	16.778	35.966	221.7	
3	<b>1'52.142</b>	24.489	35.373	16.450	35.830	218.6	
4	<b>1'57.381</b>	24.184	39.893	16.892	36.412	<b>228.3</b>	
5	<b>1'51.454</b>	24.263	35.083	16.492	35.616	216.8	
6	<b>1'51.236</b>	24.139	34.953	16.521	35.623	219.0	

**Fastest Lap:** Tatsuki SUZUKI Leopard Racing JPN **1'48.575** 23.524 34.223 16.174 34.654

These data/results cannot be reproduced, stored and/or transmitted in whole or in part by any manner of electronic, mechanical, photocopying, recording, broadcasting or otherwise now known or herein after developed without the previous express consent by the copyright owner, except for reproduction in daily press and regular printed publications on sale to the public within 60 days of the event related to those data/results and always provided that copyright symbol appears together as follows below.  
© DORNA, 2022



# Day 1 Session 3

# Moto3

Lap	Lap Time	T1	T2	T3	T4	Speed	Lap	Lap Time	T1	T2	T3	T4	Speed
7	<b>1'50.908</b>	24.065	34.871	16.457	35.515	220.4	8	1'41.888	24.324	36.400	16.713	35.868	
8	2'03.721 P	24.409	36.457	17.396	45.459	219.5	9	<b>1'51.171</b>	24.069	35.305	16.358	35.439	222.2
9	9'54.635	27.663	35.890	16.456	35.790		10	<b>1'49.672</b>	23.889	34.725	16.204	34.854	222.2
10	<b>1'50.119</b>	23.764	34.765	16.335	35.255	225.4	11	<b>1'49.629</b>	23.841	<b>34.603</b>	16.255	34.930	228.8
11	<b>1'50.554</b>	23.927	34.927	16.424	35.276	220.4	12	<b>1'49.790</b>	24.028	34.741	<b>16.173</b>	34.848	222.6
12	<b>1'51.387</b>	24.162	34.833	16.533	35.859	219.0	13	<b>1'56.591</b>	25.943	38.289	16.490	35.869	224.0
13	<b>1'50.631</b>	23.937	34.828	16.475	35.391	220.4	14	<b>1'49.571</b>	<b>23.661</b>	34.816	16.218	34.876	232.7
14	<b>1'54.572</b>	24.133	38.496	16.551	35.392	217.3	15	<b>1'49.501</b>	23.911	34.781	16.209	<b>34.600</b>	<b>233.2</b>
15	<b>1'51.283</b>	23.939	35.056	16.687	35.601	224.5	<b>16th 16 Andrea MIGNO</b> Rivacold Snipers Tea ITA						
16	1'57.810 P	23.817	34.808	16.477	42.708	221.7	Runs=5 Total laps=21 Full laps=12						
17	7'49.187	23.545	35.100	16.465	35.799		1	8'16.757	22.728	36.244	17.257	36.637	
18	<b>1'50.969</b>	24.039	34.990	16.482	35.458	218.1	2	<b>1'52.703</b>	24.226	35.263	16.927	36.287	218.6
19	<b>1'51.259</b>	24.110	35.211	16.341	35.597	217.7	3	<b>1'52.438</b>	24.734	35.303	16.779	35.622	221.3
20	1'58.652 P	23.972	35.026	16.527	43.127	218.6	4	<b>1'50.709</b>	23.816	34.712	16.726	35.455	225.9
21	5'13.092	21.147	35.191	16.244	<b>34.780</b>		5	2'06.611 P	24.069	43.649	17.051	41.842	<b>226.4</b>
22	1'59.979 P	23.724	36.465	17.725	42.065	224.5	6	8'16.390	23.836	35.473	16.682	36.050	
23	2'21.118	27.459	35.802	16.444	35.949		7	<b>1'50.461</b>	23.877	34.784	16.458	35.342	222.6
24	<b>1'49.423</b>	<b>23.587</b>	<b>34.603</b>	<b>16.208</b>	35.025	226.8	8	<b>1'50.687</b>	23.771	34.803	16.697	35.416	225.9
25	<b>2'08.916</b>	24.607	43.878	16.575	43.856	221.3	9	<b>1'51.550</b>	24.162	34.919	16.569	35.900	223.6
26	<b>1'53.643</b>	24.549	36.031	16.735	36.328	221.3	10	<b>1'50.789</b>	23.864	34.766	16.495	35.664	221.3
<b>14th 27 Kaito TOBA</b> CIP Green Power JPN							11	<b>1'51.580</b>	23.820	35.127	16.996	35.637	222.2
Runs=4 Total laps=23 Full laps=15							12	2'01.023 P	23.767	35.690	19.062	42.504	225.9
1	7'11.177	26.565	38.530	17.295	38.429		13	8'55.906	24.084	35.584	16.662	35.432	
2	<b>1'52.501</b>	24.468	35.297	16.763	35.973	219.9	14	<b>1'49.911</b>	23.659	<b>34.355</b>	16.256	35.641	223.6
3	<b>1'51.790</b>	24.099	34.975	16.770	35.946	219.5	15	<b>1'49.595</b>	<b>23.644</b>	34.420	16.290	35.241	221.7
4	<b>1'52.373</b>	24.095	35.052	17.176	36.050	221.3	16	2'00.465 P	24.524	36.032	17.824	42.085	222.2
5	<b>1'51.664</b>	24.127	34.930	16.941	35.666	219.9	17	10'06.845	22.313	35.604	16.538	35.574	
6	<b>1'51.500</b>	24.030	35.022	16.560	35.888	218.6	18	<b>1'49.515</b>	23.701	34.498	16.339	<b>34.977</b>	222.6
7	2'03.325 P	24.637	37.280	17.146	44.262	219.5	19	<b>1'49.950</b>	23.660	34.609	<b>16.230</b>	35.451	225.0
8	14'24.071	24.481	36.309	17.173	36.684		20	2'05.124 P	28.744	35.418	17.469	43.493	223.1
9	<b>1'52.493</b>	24.117	35.570	16.788	36.018	221.3	21	6'20.976 P	23.559	43.296	20.433	46.597	
10	<b>1'52.396</b>	24.353	35.281	16.739	36.023	219.5	<b>17th 6 Ryusei YAMANAKA</b> MT Helmets - MSI JPN						
11	<b>1'52.203</b>	24.327	35.255	16.772	35.849	217.7	Runs=3 Total laps=21 Full laps=14						
12	2'04.113 P	24.294	40.844	16.988	41.987	217.3	1	11'51.509	24.948	36.340	16.939	36.262	
13	8'51.136	23.398	35.803	16.858	35.789		2	1'57.274 P	24.127	35.062	16.524	41.561	224.5
14	<b>1'51.508</b>	24.069	34.996	16.811	35.632	219.5	3	8'41.773	23.694	35.488	16.538	35.932	
15	<b>1'51.607</b>	24.014	35.066	16.649	35.878	219.5	4	<b>1'52.006</b>	24.322	35.206	16.603	35.875	217.3
16	<b>1'51.545</b>	24.205	35.104	16.553	35.683	218.1	5	<b>1'51.340</b>	24.168	35.088	16.464	35.620	219.0
17	1'58.420 P	24.182	35.100	16.676	42.462	219.5	6	<b>1'51.851</b>	24.448	35.164	16.554	35.685	220.8
18	7'26.665	22.246	38.454	16.769	35.580		7	<b>1'51.562</b>	24.280	35.265	16.348	35.669	217.7
19	<b>1'49.647</b>	23.773	34.512	16.347	35.015	223.1	8	<b>1'51.138</b>	24.024	35.010	16.328	35.776	224.5
20	<b>1'49.496</b>	<b>23.604</b>	34.633	16.261	34.998	<b>228.3</b>	9	<b>1'50.517</b>	23.926	34.835	16.249	35.507	223.6
21	<b>1'49.429</b>	23.639	34.514	16.329	<b>34.947</b>	222.6	10	1'56.897 P	<b>23.667</b>	35.639	16.856	40.735	229.7
22	<b>1'50.326</b>	23.945	34.858	<b>16.257</b>	35.266	225.0	11	18'00.060	22.664	36.128	17.154	36.614	
23	1'58.644 P	23.919	<b>34.458</b>	16.722	43.545	222.2	12	<b>1'51.048</b>	24.127	35.001	16.392	35.528	219.0
<b>15th 96 Daniel HOLGADO</b> Red Bull KTM Ajo SPA							13	<b>1'50.686</b>	23.926	34.911	16.244	35.605	223.1
Runs=1 Total laps=15 Full laps=12							14	<b>1'52.478</b>	24.511	35.918	16.538	35.511	217.3
1	31'25.490	25.568	38.467	17.280	36.656		15	<b>1'50.558</b>	23.856	35.004	16.274	35.424	227.3
2	<b>1'52.646</b>	24.397	35.809	16.545	35.895	216.8	16	<b>1'50.715</b>	24.086	34.955	16.310	35.364	219.9
3	<b>1'51.731</b>	24.023	35.468	16.502	35.738	222.6	17	1'57.794 P	24.118	35.233	16.673	41.770	222.2
4	<b>1'52.132</b>	24.307	35.334	16.525	35.966	218.6	18	5'09.323	25.630	35.126	16.306	35.235	
5	<b>1'56.561</b>	26.734	37.147	16.657	36.023	216.4	19	<b>1'49.722</b>	23.710	34.633	<b>16.136</b>	35.243	224.0
6	<b>1'51.060</b>	24.274	35.043	16.359	35.384	219.0	20	<b>1'49.678</b>	23.827	<b>34.558</b>	16.202	<b>35.091</b>	221.3
7	2'05.494 P	24.036	39.236	17.495	44.727	221.7	21	<b>1'50.544</b>	23.920	34.970	16.264	35.390	<b>233.7</b>

**Fastest Lap:** Tatsuki SUZUKI Leopard Racing JPN **1'48.575** 23.524 34.223 16.174 34.654

These data/results cannot be reproduced, stored and/or transmitted in whole or in part by any manner of electronic, mechanical, photocopying, recording, broadcasting or otherwise now known or herein after developed without the previous express consent by the copyright owner, except for reproduction in daily press and regular printed publications on sale to the public within 60 days of the event related to those data/results and always provided that copyright symbol appears together as follows below.  
© DORNA, 2022

## Day 1 Session 3

## Moto3

Lap	Lap Time	T1	T2	T3	T4	Speed	Lap	Lap Time	T1	T2	T3	T4	Speed	
<b>18th</b>	<b>17</b>	<b>John MCPHEE</b>					Sterilgarda Husqvarna GBR	3	<b>1'54.186</b>	24.458	35.047	16.580	38.101	216.0
		Runs=3	Total laps=21	Full laps=14			4	<b>1'50.827</b>	24.038	34.929	16.371	35.489	220.8	
1	14'45.946	24.790	36.780	17.312	36.817		5	2'03.033 P	24.157	39.420	16.835	42.621	<b>226.8</b>	
2	<b>1'53.899</b>	24.481	35.705	17.140	36.573	220.4	6	10'29.410	21.534	35.559	16.527	35.760		
3	<b>1'53.875</b>	24.350	36.052	17.223	36.250	220.8	7	<b>1'52.175</b>	24.597	35.175	16.541	35.862	218.1	
4	<b>1'53.982</b>	24.589	36.092	17.181	36.120	220.8	8	<b>1'51.945</b>	24.495	34.999	16.450	36.001	214.2	
5	<b>1'52.308</b>	24.246	35.152	16.893	36.017	220.8	9	2'01.921 P	24.310	37.050	17.047	43.514	216.0	
6	2'01.859 P	24.181	37.247	18.424	42.007	220.4	10	13'00.190	26.473	42.723	17.117	38.901		
7	12'47.163	24.549	37.358	19.317	36.579		11	<b>1'49.962</b>	23.897	<b>34.537</b>	<b>16.181</b>	35.347	219.5	
8	<b>1'52.095</b>	24.187	35.218	16.842	35.848	219.9	12	<b>1'51.985</b>	24.063	35.477	16.795	35.650	218.6	
9	<b>1'51.078</b>	24.015	34.950	16.579	35.534	221.7	13	<b>1'50.317</b>	24.084	34.539	16.229	35.465	214.2	
10	<b>1'51.144</b>	24.002	34.864	16.621	35.657	220.8	14	1'59.467 P	25.599	36.148	16.914	40.806	215.1	
11	<b>1'51.661</b>	24.123	35.063	16.777	35.698	219.9	15	11'41.307	21.695	43.803	16.364	<b>35.121</b>		
12	<b>1'50.905</b>	24.202	34.764	16.480	35.459	220.8	16	2'06.969 P	<b>23.768</b>	34.561	16.228	52.412	221.7	
13	1'58.746 P	24.393	35.555	16.981	41.817	219.9	17	8'40.669	24.601	43.623	18.531	36.457		
14	8'55.706	23.982	35.647	16.753	35.784									
15	<b>1'50.755</b>	24.106	34.843	16.452	35.354	220.4	<b>21st</b>	<b>20</b>	<b>Lorenzo FELLON</b>					SIC58 Squadra Corse FRA
16	<b>1'50.512</b>	23.899	34.863	16.356	35.394	222.6			Runs=4	Total laps=23	Full laps=14			
17	1'56.682 P	23.873	34.906	16.506	41.397	223.1	1	8'17.727	22.381	37.635	16.910	35.641		
18	6'39.590	25.448	40.646	16.749	35.471		2	<b>1'51.705</b>	<b>23.841</b>	35.194	16.793	35.877	224.5	
19	<b>1'49.683</b>	<b>23.706</b>	<b>34.692</b>	<b>16.338</b>	<b>34.947</b>	<b>230.7</b>	3	<b>1'51.771</b>	24.379	35.203	16.630	35.559	225.4	
20	<b>2'09.197</b>	25.845	40.880	16.983	45.489	229.7	4	<b>1'51.110</b>	23.934	34.967	16.608	35.601	222.6	
21	<b>1'59.597</b>	29.832	38.057	16.546	35.162	230.7	5	1'59.450 P	24.555	36.258	17.561	41.076	221.7	
							6	10'35.373	21.821	35.527	16.672	35.533		
							7	<b>1'51.407</b>	24.053	35.084	16.608	35.662	225.0	
<b>19th</b>	<b>54</b>	<b>Riccardo ROSSI</b>					SIC58 Squadra Corse ITA	8	<b>1'51.946</b>	24.201	35.131	16.517	36.097	220.4
		Runs=3	Total laps=24	Full laps=17			9	2'05.732 P	25.700	40.723	17.037	42.272	220.8	
1	3'07.293	25.218	37.013	17.403	36.607		10	7'13.545	25.025	35.450	16.730	38.405		
2	<b>1'53.957</b>	24.967	35.771	16.992	36.227	221.3	11	<b>1'50.999</b>	23.961	35.075	16.500	35.463	224.0	
3	<b>1'53.143</b>	24.437	35.634	16.757	36.315	216.8	12	<b>1'51.570</b>	24.520	34.976	16.534	35.540	222.2	
4	<b>1'55.020</b>	24.340	36.461	17.651	36.568	217.3	13	<b>1'50.725</b>	23.880	34.895	16.462	35.488	225.0	
5	<b>1'52.549</b>	24.333	35.348	16.652	36.216	218.6	14	2'00.876 P	26.747	35.570	17.214	41.345	222.6	
6	<b>1'52.123</b>	24.245	35.413	16.594	35.871	219.9	15	9'17.234	22.673	35.453	16.587	35.333		
7	<b>1'51.608</b>	24.076	35.013	16.622	35.897	221.3	16	<b>1'50.880</b>	23.895	34.996	16.438	35.551	224.5	
8	<b>1'51.942</b>	24.052	35.152	16.542	36.196	218.1	17	1'58.713 P	23.912	35.864	17.041	41.896	222.6	
9	2'06.962 P	26.352	38.536	18.011	44.063	220.4	18	5'40.938	21.771	38.324	17.688	42.446		
10	7'52.134	25.221	35.647	16.729	35.719		19	<b>1'51.818</b>	24.018	36.111	16.558	35.131	223.1	
11	<b>1'51.448</b>	23.908	35.431	16.550	35.559	222.6	20	<b>1'50.065</b>	23.913	34.710	16.349	<b>35.093</b>	225.0	
12	<b>1'50.625</b>	23.897	34.792	16.381	35.555	221.3	21	<b>1'50.083</b>	23.851	<b>34.555</b>	<b>16.293</b>	35.384	223.1	
13	<b>1'50.690</b>	23.915	34.861	16.468	35.446	223.1	22	<b>2'14.083</b>	26.092	44.834	16.842	46.315	220.8	
14	<b>1'49.988</b>	23.749	34.653	16.394	35.192	224.5	23	<b>2'00.454</b>	26.548	42.221	16.540	35.145	<b>229.2</b>	
15	1'57.963 P	<b>23.634</b>	35.372	16.884	42.073	<b>229.2</b>								
16	16'59.641	39.076	38.948	17.040	36.239		<b>22nd</b>	<b>82</b>	<b>Stefano NEPA</b>					Team MTA ITA
17	<b>1'51.573</b>	24.095	35.182	16.543	35.753	219.0			Runs=3	Total laps=20	Full laps=13			
18	<b>1'51.482</b>	23.988	35.072	16.582	35.840	221.3	1	10'37.109	24.191	38.434	17.736	36.979		
19	2'10.497 P	24.056	43.870	17.524	45.047	219.5	2	<b>1'53.437</b>	24.595	35.860	16.867	36.115	219.5	
20	8'51.749	24.630	38.106	17.865	35.426		3	<b>1'51.985</b>	24.245	35.333	16.809	35.598	221.3	
21	<b>1'49.792</b>	23.785	<b>34.562</b>	<b>16.315</b>	<b>35.130</b>	225.9	4	<b>1'52.078</b>	24.164	35.340	16.767	35.807	218.6	
22	<b>2'22.463</b>	25.542	51.590	17.731	47.600	221.3	5	<b>1'51.863</b>	24.217	35.279	16.614	35.753	221.3	
23	<b>2'06.843</b>	23.852	35.130	17.428	50.433	226.8	6	<b>1'51.616</b>	24.081	35.347	16.643	35.545	222.6	
24	<b>1'56.417</b>	23.735	40.774	16.670	35.238	227.3	7	1'59.418 P	24.517	37.154	16.942	40.805	222.6	
							8	11'43.054	23.219	35.940	16.647	42.329		
<b>20th</b>	<b>66</b>	<b>Joel KELSO</b>					CIP Green Power AUS	9	<b>1'50.663</b>	23.829	<b>34.919</b>	16.540	35.375	227.3
		Runs=4	Total laps=17	Full laps=8			10	<b>1'50.989</b>	24.107	34.982	16.621	<b>35.279</b>	221.3	
1	8'19.577	29.909	41.822	16.716	36.084		11	<b>1'50.806</b>	23.979	34.966	16.531	35.330	223.6	
2	<b>1'52.686</b>	24.452	35.411	16.633	36.190	217.3	12	2'00.372 P	24.166	35.211	21.026	39.969	226.8	

**Fastest Lap:** Tatsuki SUZUKI Leopard Racing JPN **1'48.575** 23.524 34.223 16.174 34.654

These data/results cannot be reproduced, stored and/or transmitted in whole or in part by any manner of electronic, mechanical, photocopying, recording, broadcasting or otherwise now known or herein after developed without the previous express consent by the copyright owner, except for reproduction in daily press and regular printed publications on sale to the public within 60 days of the event related to those data/results and always provided that copyright symbol appears together as follows below.  
© DORNA, 2022



# Day 1 Session 3

# Moto3

Lap	Lap Time	T1	T2	T3	T4	Speed	Lap	Lap Time	T1	T2	T3	T4	Speed
13	17'26.670	26.147	36.618	16.816	35.895		16	<b>2'09.127</b>	24.069	39.014	16.682	49.362	226.4
14	<b>1'51.854</b>	24.267	35.223	16.680	35.684	220.4	17	<b>1'52.605</b>	24.275	35.483	16.752	36.095	225.0
15	<b>1'51.431</b>	24.205	35.104	16.638	35.484	220.4	<b>25th 64 Mario AJI</b> Honda Team Asia INA						
16	<b>1'51.191</b>	24.082	35.241	16.548	35.320	222.2	Runs=3 Total laps=21 Full laps=14						
17	2'00.292 P	24.353	37.611	17.704	40.624	223.6	1	5'14.880	29.309	38.963	18.114	37.601	
18	5'19.215	22.713	36.839	17.099	44.763		2	<b>1'54.975</b>	25.389	36.359	16.945	36.282	213.0
19	<b>2'05.971</b>	23.878	34.986	16.354	50.753	225.9	3	<b>1'51.769</b>	24.318	35.262	16.557	35.632	216.0
20	<b>1'50.274</b>	<b>23.692</b>	34.981	<b>16.199</b>	35.402	<b>229.2</b>	4	<b>1'51.995</b>	24.373	35.190	16.706	35.726	216.0
<b>23rd 43 Xavier ARTIGAS</b> CFMoto Racing Prues SPA							5	<b>1'54.294</b>	25.214	36.362	16.898	35.820	216.0
Runs=4 Total laps=27 Full laps=18							6	<b>1'51.830</b>	24.546	35.055	16.617	35.612	220.4
1	5'16.453	23.542	36.253	17.545	36.855		7	1'58.577 P	24.571	35.144	16.648	42.214	214.7
2	<b>1'52.546</b>	24.493	35.001	16.855	36.197	220.4	8	13'13.255	25.468	35.338	16.883	35.990	
3	<b>1'51.514</b>	24.131	35.060	16.629	35.694	219.0	9	<b>1'51.311</b>	24.312	35.031	16.530	35.438	215.1
4	<b>1'51.423</b>	24.147	34.954	16.504	35.818	219.0	10	<b>1'51.103</b>	24.158	34.980	16.496	35.469	216.0
5	<b>1'56.240</b>	24.228	39.052	17.262	35.698	219.9	11	<b>1'52.642</b>	<b>24.009</b>	35.764	17.015	35.854	219.0
6	<b>1'51.281</b>	24.059	34.964	16.612	35.646	<b>230.2</b>	12	2'04.727 P	27.446	37.473	17.114	42.694	213.0
7	<b>1'52.320</b>	24.320	35.168	16.736	36.096	216.4	13	10'49.412	22.282	38.932	17.749	39.604	
8	1'59.518 P	23.956	36.167	16.847	42.548	222.6	14	<b>1'51.154</b>	24.427	<b>34.856</b>	16.488	35.383	216.0
9	10'00.185	23.269	35.478	16.658	35.669		15	<b>1'50.954</b>	24.240	34.878	16.484	35.352	215.1
10	<b>1'51.766</b>	24.386	35.240	16.529	35.611	218.1	16	<b>1'58.079</b>	26.313	36.368	17.243	38.155	211.7
11	<b>1'51.737</b>	24.197	35.239	16.559	35.742	219.0	17	<b>1'51.748</b>	24.229	35.362	16.575	35.582	216.4
12	2'00.141 P	24.229	35.978	17.083	42.851	223.1	18	1'59.841 P	24.306	35.151	16.533	43.851	216.8
13	4'34.389	25.972	37.258	17.106	40.304		19	14'03.812	22.639	35.489	17.563	47.051	
14	<b>1'51.305</b>	24.147	35.147	16.444	35.567	220.8	20	<b>1'50.642</b>	24.096	34.895	<b>16.482</b>	<b>35.169</b>	<b>223.1</b>
15	<b>1'51.499</b>	23.947	35.503	16.402	35.647	221.3	21	<b>1'52.925</b>	24.647	35.983	16.719	35.576	220.8
16	<b>1'51.683</b>	24.215	35.192	16.709	35.567	219.0	<b>26th 18 Matteo BERTELLE</b> QJMotor Avintia Racin ITA						
17	<b>1'54.216</b>	24.181	38.165	16.454	35.416	220.4	Runs=3 Total laps=25 Full laps=19						
18	<b>1'51.012</b>	23.929	35.043	16.417	35.623	225.0	1	9'29.331	23.775	38.145	17.972	36.909	
19	1'59.821 P	25.227	35.970	17.002	41.622	219.9	2	<b>1'54.334</b>	24.647	36.182	17.044	36.461	219.0
20	7'36.273	23.865	39.719	16.480	35.476		3	2'05.598 P	24.543	38.437	17.620	44.998	219.9
21	<b>1'50.376</b>	23.902	<b>34.878</b>	<b>16.316</b>	35.280	221.7	4	6'56.033 P	23.929	39.460	17.245	49.153	
22	<b>1'55.737</b>	25.309	38.000	16.691	35.737	222.2	5	3'46.268	23.445	37.262	17.583	37.644	
23	<b>1'50.455</b>	<b>23.742</b>	34.901	16.699	<b>35.113</b>	225.4	6	<b>1'51.313</b>	24.042	35.148	16.650	35.473	223.1
24	<b>1'51.312</b>	24.192	35.225	16.521	35.374	223.1	7	<b>1'54.106</b>	24.023	36.745	17.850	35.488	221.3
25	2'02.673 P	25.450	37.225	16.950	43.048	219.9	8	<b>1'51.526</b>	24.127	35.171	16.591	35.637	224.0
26	6'20.622	24.916	45.448	18.642	50.296		9	<b>1'51.206</b>	24.020	35.067	16.569	35.550	222.6
27	<b>1'52.742</b>	24.709	35.926	16.464	35.643	224.0	10	<b>1'51.134</b>	24.049	<b>34.969</b>	16.610	35.506	220.4
<b>24th 23 Elia BARTOLINI</b> QJMotor Avintia Racin ITA							11	<b>1'56.460</b>	<b>23.900</b>	35.589	17.366	39.605	<b>227.3</b>
Runs=2 Total laps=17 Full laps=12							12	<b>1'51.992</b>	24.205	35.406	16.768	35.613	220.4
1	9'27.740	23.441	36.621	17.224	37.342		13	<b>1'51.454</b>	24.156	35.036	16.668	35.594	219.0
2	<b>1'56.376</b>	25.387	37.191	17.106	36.692	216.8	14	2'03.553 P	26.428	38.598	17.458	41.069	217.7
3	<b>1'55.444</b>	24.363	35.529	17.336	38.216	222.2	15	15'07.593	22.878	37.367	17.243	35.625	
4	<b>2'01.241</b>	24.552	37.499	20.861	38.329	218.1	16	<b>1'56.621</b>	24.465	37.197	18.904	36.055	221.7
5	<b>1'52.240</b>	23.935	35.319	16.731	36.255	222.6	17	<b>1'51.548</b>	23.998	35.211	16.730	35.609	220.4
6	<b>1'54.883</b>	24.844	36.467	17.350	36.222	219.5	18	<b>1'54.876</b>	24.141	38.061	17.275	35.399	219.0
7	<b>1'51.269</b>	23.969	34.984	16.678	35.638	224.5	19	<b>1'52.388</b>	23.993	35.798	16.836	35.761	222.6
8	1'59.571 P	24.126	35.922	17.182	42.341	221.3	20	<b>1'51.571</b>	24.005	35.287	16.696	35.583	221.7
9	19'29.783	26.000	39.663	17.221	37.196		21	<b>1'55.687</b>	25.627	37.958	16.804	<b>35.298</b>	216.0
10	<b>1'55.931</b>	24.230	38.007	17.841	35.853	221.3	22	<b>1'51.289</b>	23.986	35.242	<b>16.541</b>	35.520	226.8
11	<b>1'53.315</b>	24.196	35.311	16.726	37.082	220.4	23	<b>1'56.945</b>	24.169	37.242	17.577	37.957	218.6
12	2'25.951 P	<b>23.896</b>	59.405	18.241	44.409	219.9	24	<b>2'04.498</b>	24.143	39.085	16.685	44.585	219.5
13	19'00.444	21.235	37.903	19.338	35.419		25	<b>1'53.636</b>	24.248	35.772	16.568	37.048	225.9
14	<b>1'52.861</b>	24.156	35.882	16.756	36.067	222.2							
15	<b>1'50.503</b>	23.936	<b>34.847</b>	<b>16.418</b>	<b>35.302</b>	220.8							

**Fastest Lap:** Tatsuki SUZUKI Leopard Racing JPN **1'48.575** 23.524 34.223 16.174 34.654

These data/results cannot be reproduced, stored and/or transmitted in whole or in part by any manner of electronic, mechanical, photocopying, recording, broadcasting or otherwise now known or herein after developed without the previous express consent by the copyright owner, except for reproduction in daily press and regular printed publications on sale to the public within 60 days of the event related to those data/results and always provided that copyright symbol appears together as follows below.  
© DORNA, 2022



# Day 1 Session 3

Moto3

Lap	Lap Time	T1	T2	T3	T4	Speed	Lap	Lap Time	T1	T2	T3	T4	Speed
<b>27th</b>	<b>70</b>	Joshua WHATLEY		VisionTrack Racing T		GBR							
		Runs=4	Total laps=23	Full laps=15									
1	13'56.774	24.207	37.732	19.387	41.594								
2	<b>1'58.085</b>	25.402	38.851	16.966	36.866	214.2							
3	<b>1'53.070</b>	24.475	35.466	16.701	36.428	222.6							
4	<b>1'52.298</b>	24.291	35.273	16.750	35.984	225.0							
5	<b>1'54.597</b>	25.389	36.338	16.790	36.080	219.0							
6	2'15.782 P	31.805	42.761	19.583	41.633	218.1							
7	9'36.969	28.890	36.178	16.578	36.278								
8	<b>1'51.893</b>	23.974	35.396	16.651	35.872	224.5							
9	<b>2'01.482</b>	24.223	39.776	18.292	39.191	218.1							
10	<b>1'51.757</b>	24.027	35.117	16.689	35.924	224.0							
11	<b>1'53.457</b>	24.840	35.907	16.667	36.043	220.8							
12	2'08.209 P	27.917	41.878	16.671	41.743	215.1							
13	2'37.529	33.346	40.287	18.282	36.824								
14	<b>1'53.315</b>	24.538	35.621	16.885	36.271	216.4							
15	<b>1'55.098</b>	24.492	37.738	16.862	36.006	217.3							
16	<b>1'52.685</b>	24.309	35.472	16.736	36.168	217.3							
17	<b>1'52.858</b>	24.439	35.391	16.715	36.313	216.4							
18	2'05.075 P	26.299	39.158	20.654	38.964	215.1							
19	11'32.470 P	29.526	40.766	22.054	54.409								
20	2'34.072	29.545	39.433	18.543	38.708								
21	<b>1'51.671</b>	23.980	35.488	16.497	35.706	228.8							
22	<b>2'06.756</b>	24.233	40.018	18.413	44.092	221.7							
23	<b>1'54.676</b>	24.709	37.267	16.551	36.149	225.0							

<b>28th</b>	<b>22</b>	Ana CARRASCO		BOE SKX	SPA								
		Runs=3	Total laps=19	Full laps=12									
1	11'50.731	22.959	37.079	17.742	37.367								
2	<b>1'54.086</b>	24.783	35.797	17.008	36.498	218.1							
3	<b>1'54.165</b>	24.746	35.831	16.901	36.687	214.7							
4	<b>1'53.568</b>	24.725	35.643	16.772	36.428	211.7							
5	<b>1'53.152</b>	24.530	35.513	16.772	36.337	214.7							
6	2'00.799 P	24.782	35.900	17.109	43.008	213.8							
7	9'31.840	22.528	36.428	16.995	36.361								
8	<b>1'53.209</b>	24.371	35.687	16.785	36.366	217.3							
9	<b>1'52.695</b>	24.329	35.653	16.800	35.913	219.0							
10	<b>1'53.990</b>	24.798	35.960	16.964	36.268	216.4							
11	<b>1'53.694</b>	24.722	35.718	16.815	36.439	212.1							
12	2'05.451 P	24.924	38.841	17.045	44.641	211.7							
13	17'41.159	27.409	36.508	17.475	36.259								
14	<b>1'52.994</b>	24.448	35.675	16.840	36.031	218.1							
15	<b>1'52.550</b>	24.293	35.520	16.702	36.035	217.7							
16	1'59.537 P	24.562	35.679	16.711	42.585	218.1							
17	7'23.533	23.887	37.350	16.957	36.968								
18	<b>2'09.688</b>	24.881	41.128	16.599	47.080	218.6							
19	<b>1'54.057</b>	24.875	35.948	16.642	36.592	224.5							

**Fastest Lap:** Tatsuki SUZUKI Leopard Racing JPN **1'48.575** 23.524 34.223 16.174 34.654

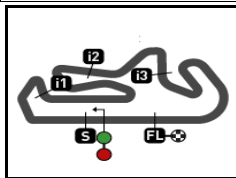
These data/results cannot be reproduced, stored and/or transmitted in whole or in part by any manner of electronic, mechanical, photocopying, recording, broadcasting or otherwise now known or herein after developed without the previous express consent by the copyright owner, except for reproduction in daily press and regular printed publications on sale to the public within 60 days of the event related to those data/results and always provided that copyright symbol appears together as follows below.  
© DORNA, 2022

Official MotoGP Timing by TISSOT  
www.motogp.com

Portimao, Saturday, February 19, 2022

Page 7 of 7





4592 m.

## PORTIMAO MOTO3™ OFFICIAL TEST

### Day 1 Session 3

### Best Partial Times

# Moto3™

*IT* Ideal Lap Time, sum of the best partial times

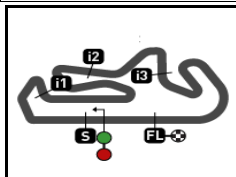
*BT* Best Lap Time

T1			T2			T3			T4				
Pos	Rider	Time	Rider	Time	Rider	Time	Rider	Time	Pos	Rider	IT	BT	
1	I.GUEVARA	23.289	D.ÖNCÜ	34.137	S.GARCIA	16.067	D.MUÑOZ	34.561	1	D.ÖNCÜ	1'48.512	1'48.911 (4)	
2	J.MASIA	23.463	T.SUZUKI	34.223	I.GUEVARA	16.098	D.HOLGADO	34.600	2	T.SUZUKI	1'48.575	1'48.575 (1)	
3	A.FERNANDEZ	23.502	A.FERNANDEZ	34.242	R.YAMANAKA	16.136	D.MOREIRA	34.652	3	D.MUÑOZ	1'48.652	1'48.858 (3)	
4	D.ÖNCÜ	23.502	I.GUEVARA	34.350	D.MOREIRA	16.141	T.SUZUKI	34.654	4	I.GUEVARA	1'48.687	1'48.706 (2)	
5	T.SUZUKI	23.524	A.MIGNO	34.355	D.MUÑOZ	16.146	D.ÖNCÜ	34.670	5	J.MASIA	1'48.919	1'49.291 (11)	
6	C.TATAY	23.531	D.MUÑOZ	34.374	J.MASIA	16.173	C.TATAY	34.690	6	A.FERNANDEZ	1'48.922	1'49.187 (6)	
7	I.ORTOLÁ	23.546	S.GARCIA	34.379	D.HOLGADO	16.173	I.ORTOLÁ	34.699	7	D.MOREIRA	1'48.926	1'48.928 (5)	
8	A.SURRA	23.549	J.MASIA	34.385	T.SUZUKI	16.174	S.OGDEN	34.780	8	C.TATAY	1'48.968	1'49.210 (8)	
9	D.MUÑOZ	23.571	C.TATAY	34.455	A.SASAKI	16.180	A.SASAKI	34.798	9	I.ORTOLÁ	1'49.037	1'49.224 (9)	
10	D.MOREIRA	23.583	K.TOBA	34.458	J.KELSO	16.181	A.SURRA	34.826	9	D.HOLGADO	1'49.037	1'49.501 (15)	
11	S.OGDEN	23.587	J.KELSO	34.537	S.NEPA	16.199	J.MASIA	34.898	11	S.GARCIA	1'49.091	1'49.187 (7)	
12	K.TOBA	23.604	D.MOREIRA	34.550	D.ÖNCÜ	16.203	J.MCPHEE	34.947	12	A.SASAKI	1'49.149	1'49.280 (10)	
13	A.SASAKI	23.604	I.ORTOLÁ	34.552	S.OGDEN	16.208	K.TOBA	34.947	13	S.OGDEN	1'49.178	1'49.423 (13)	
14	S.GARCIA	23.620	L.FELLON	34.555	A.FERNANDEZ	16.225	I.GUEVARA	34.950	14	A.MIGNO	1'49.206	1'49.515 (16)	
15	R.ROSSI	23.634	R.YAMANAKA	34.558	A.MIGNO	16.230	A.FERNANDEZ	34.953	15	K.TOBA	1'49.266	1'49.429 (14)	
16	A.MIGNO	23.644	R.ROSSI	34.562	I.ORTOLÁ	16.240	A.MIGNO	34.977	16	A.SURRA	1'49.298	1'49.360 (12)	
17	D.HOLGADO	23.661	A.SASAKI	34.567	A.SURRA	16.255	S.GARCIA	35.025	17	R.YAMANAKA	1'49.452	1'49.678 (17)	
18	R.YAMANAKA	23.667	S.OGDEN	34.603	K.TOBA	16.257	R.YAMANAKA	35.091	18	J.KELSO	1'49.607	1'49.962 (20)	
19	S.NEPA	23.692	D.HOLGADO	34.603	C.TATAY	16.292	L.FELLON	35.093	19	R.ROSSI	1'49.641	1'49.792 (19)	
20	J.MCPHEE	23.706	A.SURRA	34.668	L.FELLON	16.293	X.ARTIGAS	35.113	20	J.MCPHEE	1'49.683	1'49.683 (18)	
21	X.ARTIGAS	23.742	J.MCPHEE	34.692	R.ROSSI	16.315	J.KELSO	35.121	21	L.FELLON	1'49.782	1'50.065 (21)	
22	J.KELSO	23.768	E.BARTOLINI	34.847	X.ARTIGAS	16.316	R.ROSSI	35.130	22	X.ARTIGAS	1'50.049	1'50.376 (23)	
23	L.FELLON	23.841	M.AJI	34.856	J.MCPHEE	16.338	M.AJI	35.169	23	S.NEPA	1'50.089	1'50.274 (22)	
24	E.BARTOLINI	23.896	X.ARTIGAS	34.878	E.BARTOLINI	16.418	S.NEPA	35.279	24	E.BARTOLINI	1'50.463	1'50.503 (24)	

These data/results cannot be reproduced, stored and/or transmitted in whole or in part by any manner of electronic, mechanical, photocopying, recording, broadcasting or otherwise now known or herein after developed without the previous express consent by the copyright owner, except for reproduction in daily press and regular printed publications on sale to the public within 60 days of the event related to those data/results and always provided that copyright symbol appears together as follows below.  
© DORNA, 2022

Official MotoGP Timing by   
www.motogp.com





4592 m.

## PORTIMAO MOTO3™ OFFICIAL TEST

### Day 1 Session 3

### Best Partial Times

# Moto3™

*IT* Ideal Lap Time, sum of the best partial times

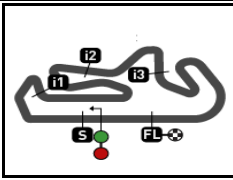
*BT* Best Lap Time

<b>T1</b>		<b>T2</b>		<b>T3</b>		<b>T4</b>				<i>IT</i>	<i>BT</i>	
<i>Pos</i>	<i>Rider</i>	<i>Time</i>	<i>Rider</i>	<i>Time</i>	<i>Rider</i>	<i>Time</i>	<i>Rider</i>	<i>Time</i>	<i>Pos</i>	<i>Rider</i>		
25	M.BERTELLE	23.900	S.NEPA	34.919	M.AJI	16.482	M.BERTELLE	35.298	25	M.AJI	1'50.516	1'50.642 (25)
26	J.WHATLEY	23.974	M.BERTELLE	34.969	J.WHATLEY	16.497	E.BARTOLINI	35.302	26	M.BERTELLE	1'50.708	1'51.134 (26)
27	M.AJI	24.009	J.WHATLEY	35.117	M.BERTELLE	16.541	J.WHATLEY	35.706	27	J.WHATLEY	1'51.294	1'51.671 (27)
28	A.CARRASCO	24.293	A.CARRASCO	35.513	A.CARRASCO	16.599	A.CARRASCO	35.913	28	A.CARRASCO	1'52.318	1'52.550 (28)

These data/results cannot be reproduced, stored and/or transmitted in whole or in part by any manner of electronic, mechanical, photocopying, recording, broadcasting or otherwise now known or herein after developed without the previous express consent by the copyright owner, except for reproduction in daily press and regular printed publications on sale to the public within 60 days of the event related to those data/results and always provided that copyright symbol appears together as follows below.  
© DORNA, 2022

Official MotoGP Timing by   
www.motogp.com





4592 m.

**PORTIMAO MOTO3™ OFFICIAL TEST**  
**Day 1 Session 3**  
**Fastest Laps Sequence**

<i>Practice Time</i>	 <i>Rider</i>	<i>Nation</i>	<i>Motorcycle</i>	<i>Time</i>	<i>Km/h</i>	<i>Rider's Lap</i>
5'01.250	54 Riccardo ROSSI	ITA	HONDA	1'53.957	145.0	2
6'05.983	24 Tatsuki SUZUKI	JPN	HONDA	1'52.154	147.3	2
7'57.381	24 Tatsuki SUZUKI	JPN	HONDA	1'51.398	148.3	3
8'18.496	28 Izan GUEVARA	SPA	GASGAS	1'51.394	148.4	2
9'48.635	24 Tatsuki SUZUKI	JPN	HONDA	1'51.254	148.5	4
10'09.342	28 Izan GUEVARA	SPA	GASGAS	1'50.846	149.1	3
13'29.970	24 Tatsuki SUZUKI	JPN	HONDA	1'50.373	149.7	6
20'31.900	5 Jaume MASIA	SPA	KTM	1'50.037	150.2	6
22'21.644	5 Jaume MASIA	SPA	KTM	1'49.744	150.6	7
24'11.243	5 Jaume MASIA	SPA	KTM	1'49.599	150.8	8
48'07.110	16 Andrea MIGNO	ITA	HONDA	1'49.595	150.8	15
48'49.383	28 Izan GUEVARA	SPA	GASGAS	1'49.543	150.9	15
1:02'03.935	16 Andrea MIGNO	ITA	HONDA	1'49.515	150.9	18
1:04'28.302	5 Jaume MASIA	SPA	KTM	1'49.291	151.2	20
1:07'21.598	24 Tatsuki SUZUKI	JPN	HONDA	1'49.283	151.2	18
1:08'07.643	44 David MUÑOZ	SPA	KTM	1'49.104	151.5	12
1:11'50.586	53 Deniz ÖNCÜ	TUR	KTM	1'48.953	151.7	17
1:13'21.728	28 Izan GUEVARA	SPA	GASGAS	1'48.706	152.0	24
1:15'39.666	24 Tatsuki SUZUKI	JPN	HONDA	1'48.575	152.2	21

These data/results cannot be reproduced, stored and/or transmitted in whole or in part by any manner of electronic, mechanical, photocopying, recording, broadcasting or otherwise now known or herein after developed without the previous express consent by the copyright owner, except for reproduction in daily press and regular printed publications on sale to the public within 60 days of the event related to those data/results and always provided that copyright symbol appears together as follows below.

Official MotoGP Timing by TISSOT  
 www.motogp.com

Portimao, Saturday, February 19, 2022

